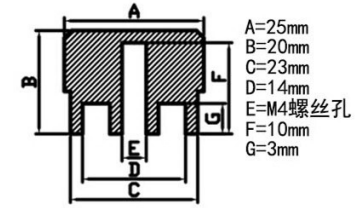
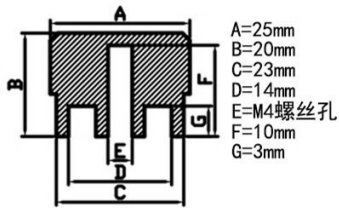



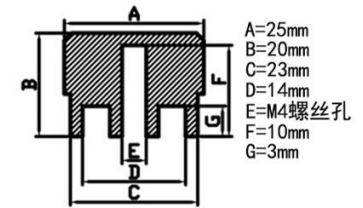
市方程精工金属制品有限




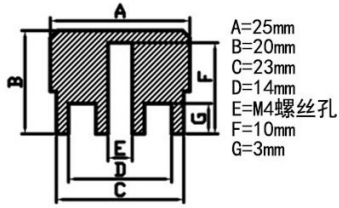
市方程精工金属制品有限



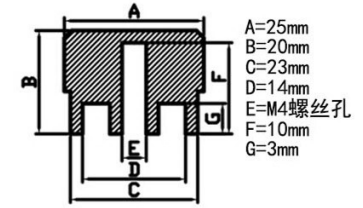
市方程精工金属制品有限




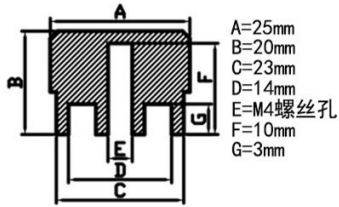
市方程精工金属制品有限



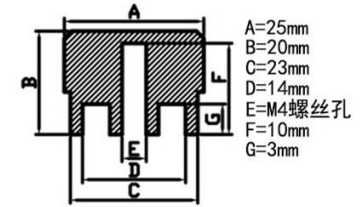
市方程精工金属制品有限



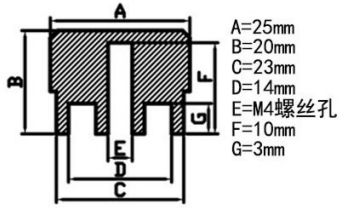
市方程精工金属制品有限




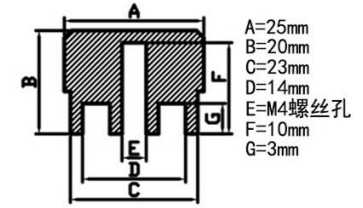
市方程精工金属制品有限



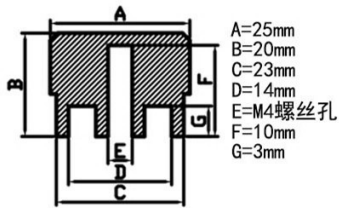
市方程精工金属制品有限




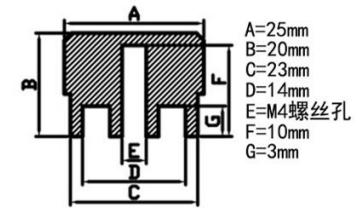
市方程精工金属制品有限



市方程精工金属制品有限



市方程精工金属制品有限



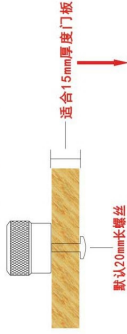
市方程精工金属制品有限

温馨提示

装拉手的门板有多种厚度，我们默认配的螺丝长度是20mm为了避免不必要的麻烦，请您动手测量一下门板的厚度，特别是双层门板，然后按下方表格选择您所需的螺丝长度，并跟客服说明或者订单留言备注即可

品牌：方菱精工/FCUB	表面处理：阳极氧化
产地：广东东莞	适用范围：橱柜/衣柜/鞋柜/抽屉等
材质：铝合金/6063铝棒	配送螺丝：默认20mm长螺丝

如何选择螺丝长度




门板厚度不一样？

请按以下对应表格选择

门板厚度	螺丝长度
15mm	20mm
20mm	25mm
25mm	30mm
30mm	35mm
35mm	40mm

安装实物拍摄

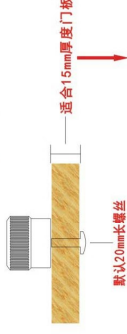


温馨提示

装拉手的门板有多种厚度，我们默认配的螺丝长度是20mm为了避免不必要的麻烦，请您动手测量一下门板的厚度，特别是双层门板，然后按下方表格选择您所需的螺丝长度，并跟客服说明或者订单留言备注即可

品牌：方菱精工/FCUB	表面处理：阳极氧化
产地：广东东莞	适用范围：橱柜/衣柜/鞋柜/抽屉等
材质：铝合金/6063铝棒	配送螺丝：默认20mm长螺丝

如何选择螺丝长度



门板厚度不一样？

请按以下对应表格选择

门板厚度	螺丝长度
15mm	20mm
20mm	25mm
25mm	30mm
30mm	35mm
35mm	40mm

安装实物拍摄

